

TM 11-6625-333-24P

TECHNICAL MANUAL

ORGANIZATIONAL, DIRECT SUPPORT, AND
GENERAL SUPPORT
MAINTENANCE REPAIR PARTS AND SPECIAL TOOLS LIST
(INCLUDING DEPOT MAINTENANCE REPAIR PARTS AND
SPECIAL TOOLS)

FOR

STANDING-WAVE-RATIO POWER
METER ME-165/G
(NSN 6625-00-682-4464)

HEADQUARTERS, DEPARTMENT OF THE ARMY

24 AUGUST 1981

TECHNICAL MANUAL }
NO. 11-6625-333-24P }

HEADQUARTERS
DEPARTMENT OF THE ARMY
WASHINGTON, DC, 24 AUGUST 1981

**ORGANIZATIONAL, DIRECT SUPPORT, AND GENERAL SUPPORT
MAINTENANCE REPAIR PARTS AND SPECIAL TOOLS LIST
(INCLUDING DEPOT MAINTENANCE REPAIR PARTS AND SPECIAL TOOLS)
FOR
STANDING-WAVE-RATIO POWER METER ME-165/G
(NSN 6625-00-682-4464)**

Current as of 30 March 1981

REPORTING ERRORS AND RECOMMENDING IMPROVEMENTS

You can help improve this manual. If you find any mistakes or if you know of a way to improve the procedures, please let us know. Mail your letter, DA Form 2028 (Recommended changes to Publications and Blank Forms), or DA Form 202S-2, located in back of this manual direct to: Commander, US Army Communications and Electronics Materiel Readiness Command, ATTN: DRSEL-ME-MQ, Fort Monmouth, NJ 07703.

In either case, a reply will be furnished direct to you.

Table of Contents

	Page	Illus Figure
SECTION 1 Introduction	1	
II. Repair Parts List	5	
GROUP 00 Standings-Wave-Ratio Power Meter ME-165/G	5	1-4
01 Front PNL Assembly (See Group 00 for parts)		
0101 Terminal Board Assembly (See Group 00 for parts)		
0102 Turret Assembly	13	5
SECTION III. Special Tools List (Not applicable)		
IV. National Stock Number and Part Number Index	14	

***This manual supersedes TM 11-6625-333-24P, 17 October 1977.**

SECTION I INTRODUCTION

1. Scope

This manual lists spares and repair parts; special tools; special test, measurement, and diagnostic equipment (TMDE), and other special support equipment required for performance of organization, direct support, and general support maintenance of the ME-165/G. It authorizes the requisitioning and issue of spares and repair parts as indicated by the source and maintenance codes.

2. General

This Repair Parts and Special Tools List is divided into the following sections:

a. *Section II. Repair Parts List.* A list of spares and repair parts authorized for use in the performance of maintenance. The list also includes parts which must be removed for replacement of the authorized parts. Parts lists are composed of functional groups in numeric sequence, with the parts in each group listed in figure and item number sequence.

b. *Section III.* Not applicable.

c. *Section IV. National Stock Number and Part Number Index.* A list, in National item identification number (NIIN) sequence, of all National stock numbers (NSN) appearing in the listings, followed by a list, in alphanumeric sequence, of all part numbers appearing in the listings. National stock numbers and part numbers are cross-referenced to each illustration figure and item number appearance.

3. Explanation of Columns

a. *Illustration.* This column is divided as follows:

(1) *Figure number.* Indicates the figure number of the illustration on which the item is shown.

(2) *Item number.* The number used to identify item called out in the illustration.

b. *Source, Maintenance, and Recoverability (SMR) Codes.*

(1) *Source code.* Source codes indicate the manner of acquiring support items for maintenance, repair, or overhaul of end items. Source codes are entered in the first and second positions of the Uniform SMR Code format as follows:

<i>Code</i>	<i>Definition</i>
PA	- Item procured and stocked for anticipated or known usage.
XB	- Item is not procured or stocked. If not available through salvage, requisition.
XD	- A support item that is not stocked. When required, item will be procured through normal supply channels.

NOTE

Cannibalization or salvage may be used as a source of supply for any items source coded above except those coded XA and aircraft support items as restricted by AR 700-42.

(2) *Maintenance code.* Maintenance codes are assigned to indicate the levels of maintenance authorized to USE and REPAIR support items. The maintenance codes are entered in the third and fourth positions of the Uniform SMR Code format as follows:

(a) The maintenance code entered in the third position will indicate the lowest maintenance level authorized to remove, replace, and use the support item. The maintenance code entered in the fourth position will indicate one of the following levels of maintenance:

<i>Code</i>	<i>Application/Explanation</i>
O	- Support item is removed, replaced, used at the organizational level.
F	- Support item is removed, replaced, used at the direct support level.
H	- Support item is removed, replaced, used at the general support level.

(b) The maintenance code entered in the fourth position indicates whether the item is to be repaired and identifies the lowest maintenance level with the capability to perform complete repair (i.e., all authorized maintenance functions). This position will contain one of the following maintenance codes:

<i>Code</i>	<i>Application/Explanation</i>
F	- The lowest maintenance level capable of complete repair of the support item is the direct support level.
H	- The lowest maintenance level capable of complete repair of the support item is the general support level.
Z	- Nonreparable. No repair is authorized.

(3) *Recoverability code.* Recoverability codes are assigned to support items to indicate the disposition action on unserviceable items. The recoverability code is entered in the fifth position of the Uniform SMR Code format as follows:

<i>Recoverability</i>	
<i>Code</i>	<i>Definition</i>
Z	- Nonreparable item. When unserviceable, condemn and dispose at the level indicated in position 3.
F	- Repairable item. When uneconomically rep-

TM 11-6626-333-24P

Recoverability
Codes

Definition

arable, condemn and dispose at the direct support level.

H - Reparable item. When uneconomically repairable, condemn and dispose at the general support level.

c. *National Stock Number*. Indicates the National stock number assigned to the item and will be used for requisitioning purposes.

d. *Federal Supply Code for Manufacturer (FSCM)*. The FSCM is a 5-digit numeric code listed in SB 708-41/42 which is used to identify the manufacturer, distributor, or Government agency, etc.

e. *Part Number*. Indicates the primary number used by the manufacturer (individual, company, firm, corporation, or Government activity), which controls the design and characteristics of the item by means of its engineering drawings, specifications, standards, and inspection requirements to identify an item or range of items.

NOTE

When a stock numbered item is requisitioned, the repair part received may have a different part number than the part being replaced.

f. *Description*. Indicates the Federal item name and, if required, a minimum description to identify the item.

g. *Unit of Measure (U/M)*. Indicates the standard of the basic quantity of the listed item as used in performing the actual maintenance function. This measure is expressed by a two-character alphabetical abbreviation (e.g., ea, in, pr, etc). When the unit of measure differs from the unit of issue, the lowest unit of issue that will satisfy the required units of measure will be requisitioned.

h. *Quantity Incorporated in Unit*. Indicates the quantity of the item used in the breakout shown on the illustration figure, which is prepared for a functional group, subfunctional group, or an assembly. A "V" appearing in this column in lieu of a quantity indicates

that no specific quantity is applicable, (e.g., shims, spacers, etc).

4. Special Information

The following publications pertain to the ME-165/G and its components:

TM 11-6625-333-15, Standing-Wave-Ratio Power Meter ME-165/G

5. How to Locate Repair Parts

a. When National stock number or part number is unknown.

(1) *First*. Using the table of contents, determine, the functional group within which the item belongs. This is necessary since illustrations are prepared for functional groups and listings are divided into the same groups.

(2) *Second*. Find the illustration covering the functional group to which the item belongs.

(3) *Third*. Identify the item on the illustration and note the illustration figure and item number of the item.

(4) *Fourth*. Using the Repair Parts Listing, find the figure and item number noted on the illustration.

b. When National stock number or part number is known.

(1) *First*. Using the Index of National Stock Numbers and Part Numbers, find the pertinent National stock number or part number. This index is in NIIN sequence followed by a list of part numbers in alphabetic sequence cross-referenced to the illustration figure number and item number.

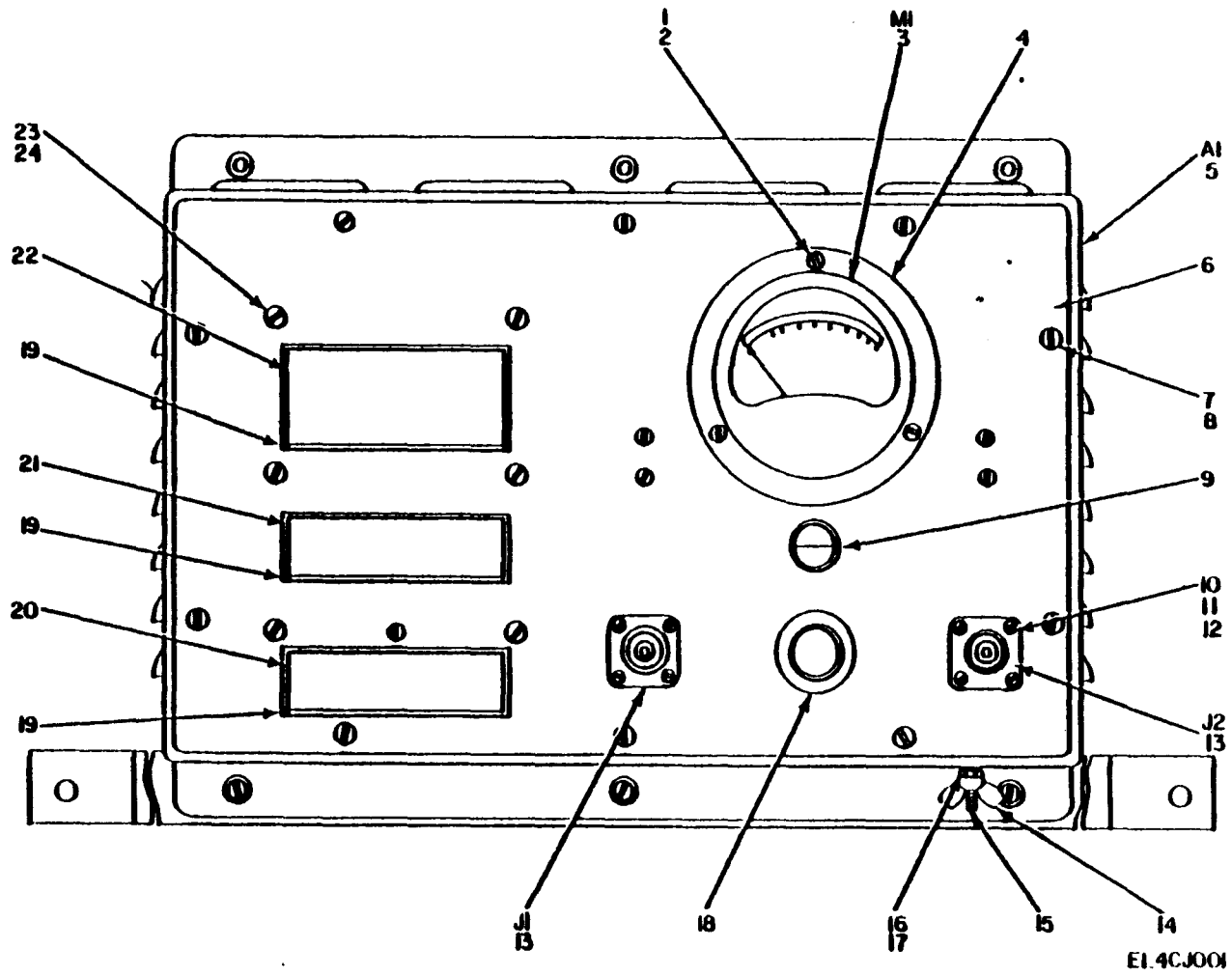
(2) *Second*. After finding the figure and item number, locate the figure and item number in the repair parts list.

6. Abbreviations

Not applicable.

(Next printed page is 4)

4



TM 11-6625-333-24P

SECTION II (1) ILLUSTRATION		(2)	(3)	(4)	(5)	(6) DESCRIPTION	(7)	(8) QTY INC IN UNIT
(a) FIG NO	(b) ITEM NO	SMR CODE	NATIONAL STOCK NUMBER	FSCM	PART NUMBER		USABLE ON CODE U/M	
GROUP 00 STANDING WAVE RATIO POWER METER								
ME-165/G								
1	1	XDFZZ	5310-00-934-9747	96906	MS35649-262	NUT,PLAIN,HEXAGO	EA	6
1	2	XDHZZ		96906	MS35321-31	SCREW,MACHINE	EA	3
1	3	XDOZZ	6625-00-678-9669	80063	SMB349728	METER,STANDING	EA	1
1	4	XDFZZ		80063	SMD349743	CASE,METER	EA	1
1	5	XBHHH		80063	SM-D-349721	FRONT PANEL ASSY	EA	1
1	6	XDFZZ		80063	SMD349722	PANEL	EA	1
1	7	XDFZZ	5305-00-984-6192	96906	MS35206-244	SCREW,MACHINE	EA	10
1	8	PAHZZ	5310-00-880-5978	96906	MS15795-807	WASHER,FLAT	EA	10
1	9	XDHZZ		80063	SM-D-349721-2	KNOB 1450W USED ON ORDER NO 3219-PP-59 AND 3241-PP-59 REF DES WILL BE R19	EA	1
1	10	XDFZZ	5310-00-934-9739	96906	MS35649-41	NUT,PLAIN,HEXAGO	EA	7
1	11	XDFZZ	5305-00-207-7465	96906	MS35214-14	SCREW,MACHINE	EA	8
1	12	XDFZZ	5310-00-543-2410	96906	MS35338-40	WASHER,LOCK	EA	2
1	13	XDHZZ	5935-00-331-3580	81350	UG-588/U	CONNECTOR,RECEPTACL USED ON ORDER NO 3219-PP-59 AND 3241-PP- 59 REF DES WILL BE 04	EA	2
1	14	XDFZZ	5310-00-080-8495	96906	MS35425-39	NUT,PLAIN,WING	EA	1
1	15	XDFZZ	5305-00-082-6721	96906	MS51957-81	SCREW,MACHINE	EA	1
1	16	XDFZZ	5310-00-543-2740	96906	MS35333-74	WASHER,LOCK	EA	1
1	17	XDFZZ	5310-00-903-5966	96906	MS51971-1	NUT,PLAIN,HEXAGO	EA	1
1	18	XDOZZ	5355-00-168-3106	72512	1470C	KNOB	EA	1
1	19	XDFZZ		80063	SMD349721-10	SCREW,DRIVE	EA	12
1	20	XDFZZ		80063	SMB349726	PLATE,INSTRUCTION	EA	1
1	21	XDFZZ		80063	SMB349727	PLATE,INSTRUCTION	EA	1
1	22	XDFZZ		80063	SMB349725	PLATE,IDENT	EA	1
1	23	XDFFF		80063	SMD349721-19	SCREW,MACHINE	EA	6
1	24	XDFZZ	5310-00-261-8278	96906	MS35338-100	WASHER,LOCK	EA	6

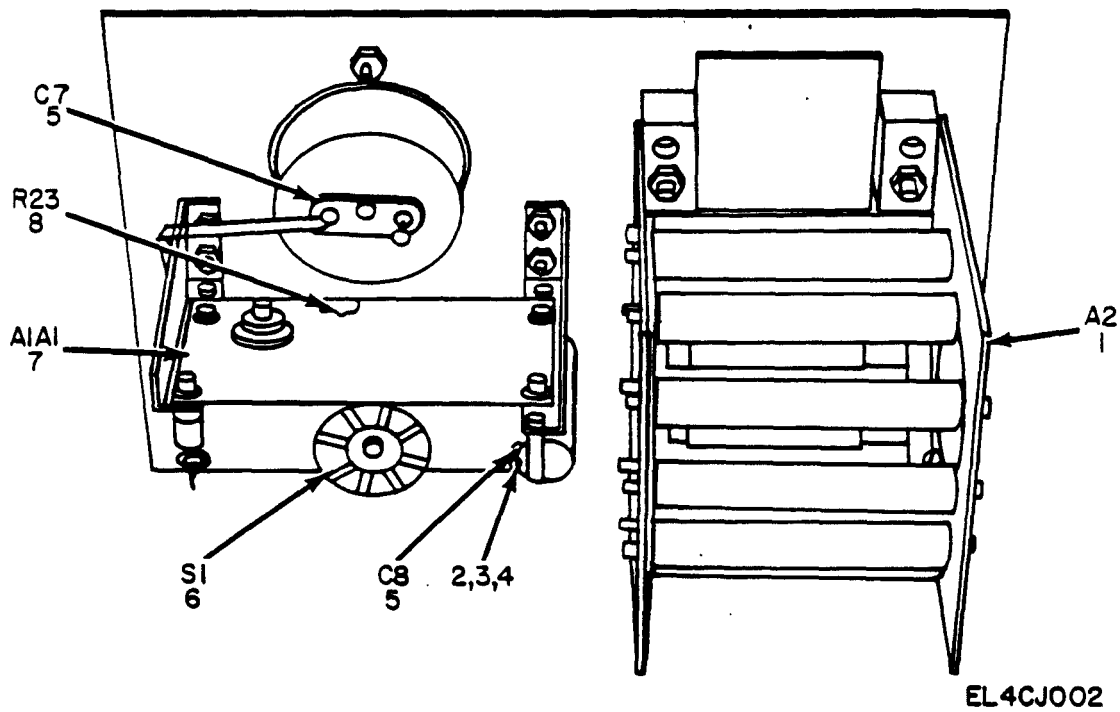
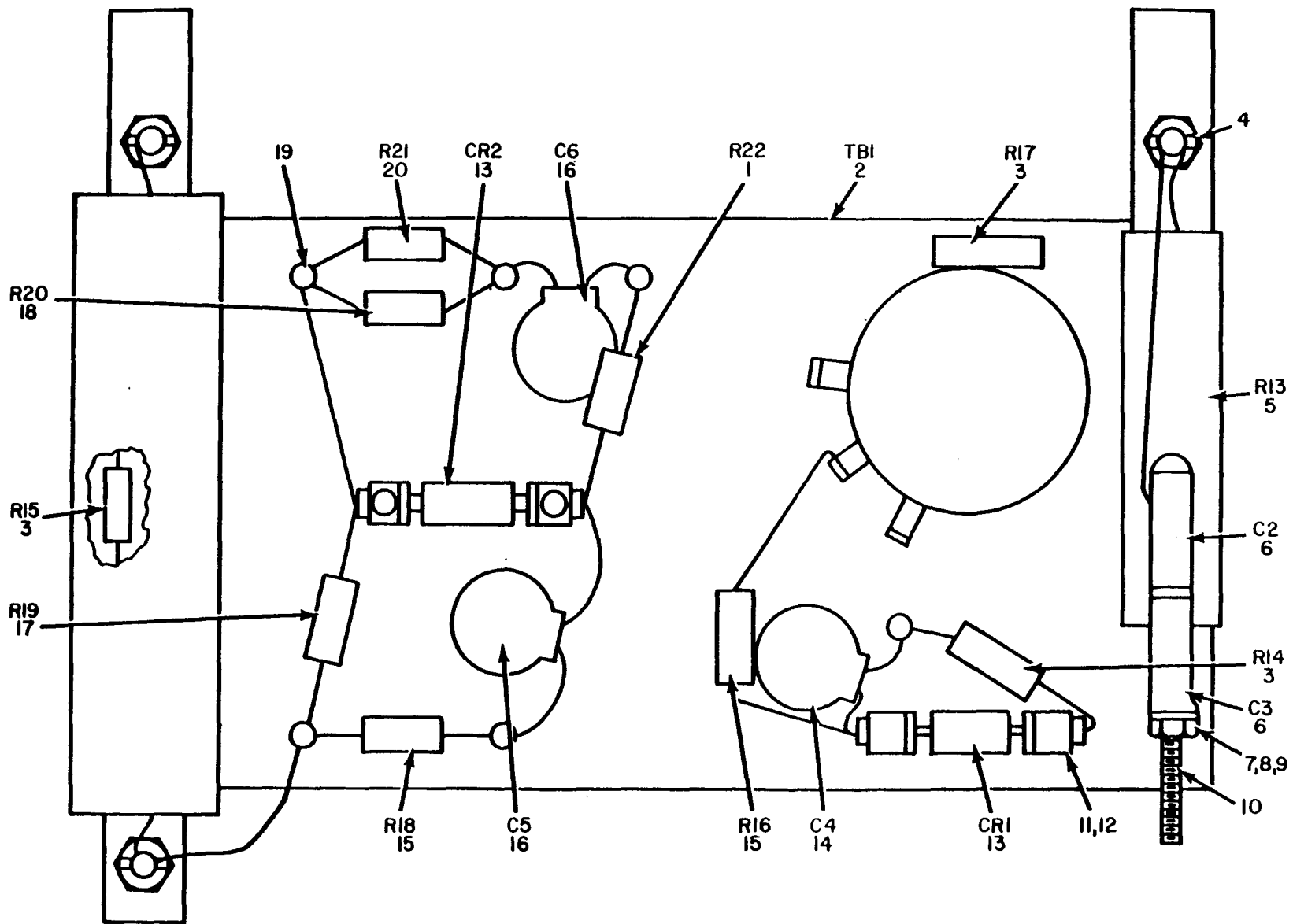


Figure 2. Standing-Wave-Ratio Power Meter ME-165/G, Interior View.

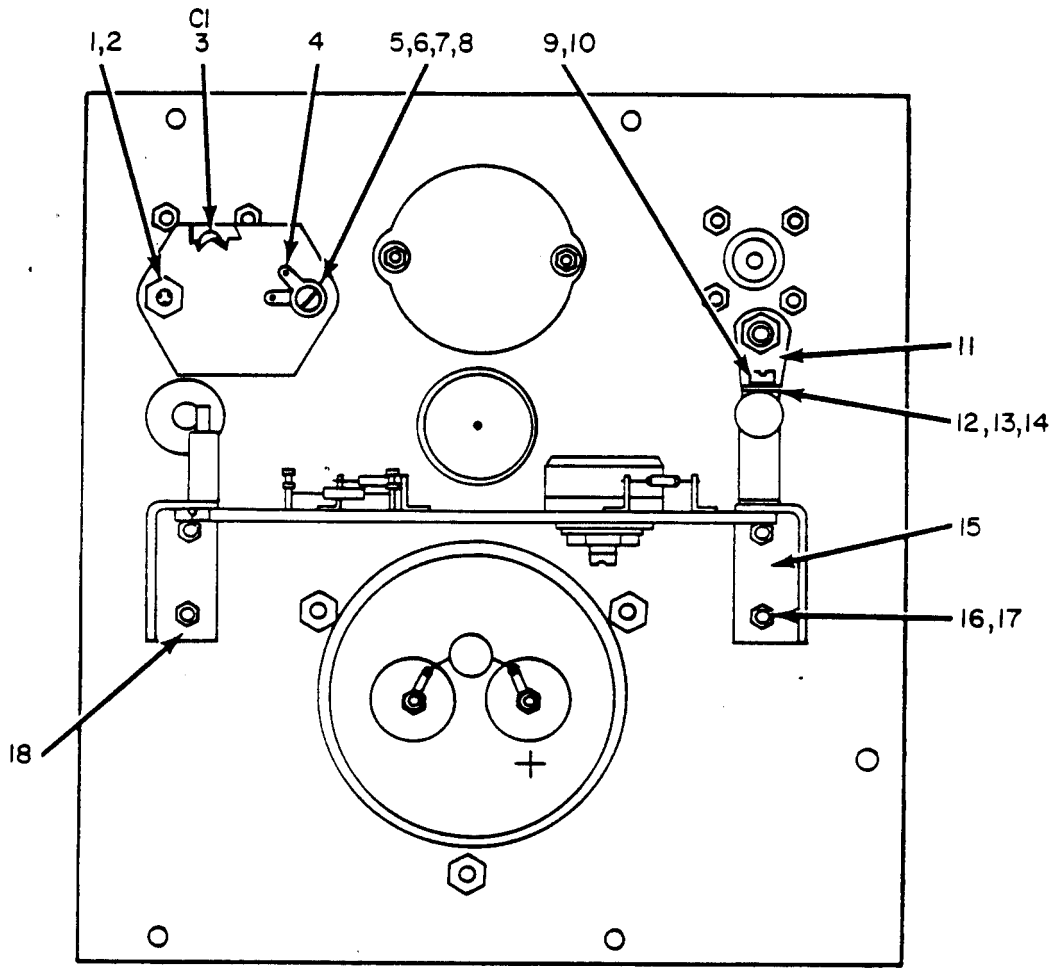
SECTION II (1) ILLUSTRATION		(2)	(3)	(4)	(5)	(6) DESCRIPTION	(7)	(8) QTY INC IN UNIT
(a) FIG NO	(b) ITEM NO	SMR CODE	NATIONAL STOCK NUMBER	FSCM	FART NUMBER	USABLE ON CODE	U/M	
2	1	XBHHH		80063	SM-D-349729	TURRET ASSEMBLY	EA	1
2	2	XDFZZ		96906	MS35231-14	SCREW,MACHINE	EA	2
2	3	XDHZZ	5310-00-880-5976	96906	MS15795-806	WASHER,FLAT	EA	9
2	4	PAHZZ	5310-00-543-2410	96906	MS35338-40	WASHER,LOCK	EA	1
2	5	PAHZZ	5910-00-822-5682	81349	CK62BX102K	CAPACITOR FIXED CE USED ON ORDER NO 3219-PP-59 AND 3241-PP-59 REF DES WILL BE C7,C8	EA	1
2	5	PAHZZ	5910-00-138-1681	81349	CK62BX102M	CAPACITOR,FIXED,CER USED ON ALL ORDERS PRIOR TO NO 3219-PP-59 REF DES WILL BE C6,C7	EA	1
2	6	PAHZZ	5930-00-685-9937	71590	PA279-1694	SWITCH,ROTARY	EA	1
2	7	XBHHH		80063	SM-B-349741	TERMINAL BD ASSY	EA	1
2	8	XBHZZ		81349	RV4NATSB253B	RESISTOR,VARIABLE USED ON ORDER NO 3219-PP-59 AND 3241-PP-59 REF DES WILL BE R23	EA	1
2	8	XDFZZ	5905-00-542-8052	81349	RV4BAYS253B	RESISTOR,VARIABLE,N USED ON ALL ORDERS PRIOR TO NO 3219-PP-59 REF DES WILL BE R17	EA	1



EL4CJ003

Figure 3. Standing-Wave-Ratio Power Meter ME-165/G, Component Location.

SECTION II (1) ILLUSTRATION		(2)	(3)	(4)	(5)	(6) DESCRIPTION	(7)	(8) QTY INC IN UNIT
(a) FIG NO	(b) ITEM NO	SMR CODE	NATIONAL STOCK NUMBER	FSCM	FART NUMBER	USABLE ON CODE	U/M	
3	1	PAHZZ	5905-00-882-0070	81349	RL205562J	RESISTOR,FXD,CMPNSN USED ON ALL ORDERS PRIOR TO NO 3219-PP-59 REF DES WILL BE R16	EA	1
3	1	PAHZZ	5905-00-882-0070	81349	RL205562J	RESISTOR,FIXED,FILM USED ON ORDER NO 3219-PP-59 AND 3241-PP- 59 REF DES WILL BE R21	EA	1
3	2	XDFZZ		80063	SMB349742	TERMINAL BOARD	EA	1
3	3	PAHZZ	5905-00-717-3339	81349	RL20S510J	RESISTOR,FIXED,FILM USED ON ORDER NO 3219-PP-59 AND 3241-PP- 59 REF DES WILL BE R22	EA	1
3	3	PAHZZ	5905-00-717-3339	81349	RL20S510J	RESISTOR,FIXED,F USED ON ORDER NO 3219-PP-59 AND 3241-PP-59 REF DES WILL BE R16,R18	EA	2
3	4	XDFZZ	5940-00-296-5946	81312	750	TERMINAL,STUD	EA	3
3	5	XDFZZ		80063	SM-D-349721-9	RESISTOR,FIXED,WV USED ON ORDER NO 3219-PP-59 AND 3241-PP-59 REF DES WILL BE R13	EA	1
3	5	PAHZZ	5905-00-685-9939	56289	25N1T1200	RESISTOR,FIXED,WV USED ON ALL ORDERS PRIOR TO NO 3219-PP-59 REF DES WILL BE R15	EA	1
3	6	XDFZZ	5910-00-984-8373	81349	CM15FD101GP3	CAPACITOR,FIXED	EA	1
3	7	XDFZZ	5310-00-934-9747	96906	MS35649-262	NUT,PLAIN,HEXAGO	EA	5
3	8	PAHZZ	5310-00-045-4007	96906	MS35338-41	WASHER,LOCK	EA	2
3	9	XDFZZ	5940-00-050-2308	96906	MS35431-3	TERMINAL,LUG	EA	1
3	10	XDFZZ	5305-00-576-7679	96906	MS35231-28	SCREW,MACHINE	EA	1
3	11	XDHZZ		71729	X2090BG	CLIP,ELECTRICAL	EA	4
3	12	XDFZZ		80063	SMB349741-3	RIVET,TUBULAR	EA	4
3	13	XDFZZ	5961-00-669-6884	81349	JANIN277	SEMICONDUCTOR DEVIC USED ON ORDER NO 3219-PP-59 AND 3241-PP- 59 REF DES WILL BE CR1,CR2	EA	2
3	13	XDHZZ		81349	JANIN69A	SEMICONDUCTOR,DIODE USED ON ALL ORDERS PRIOR TO NO 3219-PP- 59 REF DES WILL BE REVERSED	EA	2
3	14	PAHZZ	5910-00-676-7547	73899	VC13G8	CAPACITOR,VARIABLE, USED ON ALL ORDERS PRIOR TO NO 3219-PP- 59 REF DES WILL BE C3	EA	1
3	15	PAHZZ	5905-00-779-8376	81349	RL20S122J	RESISTOR,FIXED,FILM USED ON ALL ORDERS PRIOR TO NO 3219-PP- 59 REF DES WILL BE R18,R19,R21	EA	3
3	15	PAHZZ	5905-00-779-8376	81349	RL20S1224	RESISTOR,FXD,CMPNSN USED ON ALL ORDERS PRIOR TO NO 3219-PP-55 REF DES WILL BE R20,R22	EA	2
3	16	PAHZZ	5910-00-822-5682	81349	CK62BX102K	CAPACITOR FIXED CE USED ON ALL ORDERS PRIOR TO NO 3219-PP-55 REF DES WILL BE C4,C5	EA	2
3	17	XDFZZ	5905-00-681-8657	81349	RV4NAYS103B	RESISTOR,VARIABLE,N USED ON ALL ORDERS PRIOR TO 3219-PP- 59 REF DES WILL BE H23	EA	1
3	18	XDHZZ		80063	SM-D-349721-6	RESISTOR,FIXED,WV USED ON ORDER NO 3219-PP-59 AND 3241-PP-55 REF DES WILL BE R20	EA	1
3	18	PAHZZ	5905-00-193-5186	56289	10N1T4K	RESISTOR,FIXED,WV USED ON ALL ORDERS PRIOR TO NO 3219-PP-59 REF DES WILL BE R13	EA	1
3	19	XDFZZ		80063	SMB349741-1	TERMINAL,LUG	EA	6
3	20	PAHZZ	5905-00-900-3559	81349	RL20S271J	RESISTOR,FIXED,FILM USED CN ORDER N. 3219-PP-59 AND 3241-PP- 59 REF DES WILL BE R14,R15,R17	EA	3
3	20	PAHZZ	5905-00-900-3559	81349	RL20S271J	RESISTOR,FXD,CMPNSN USED ON ALL ORDERS PRIOR TO NO 3219-PP-59 REF DES WILL BE R14	EA	1

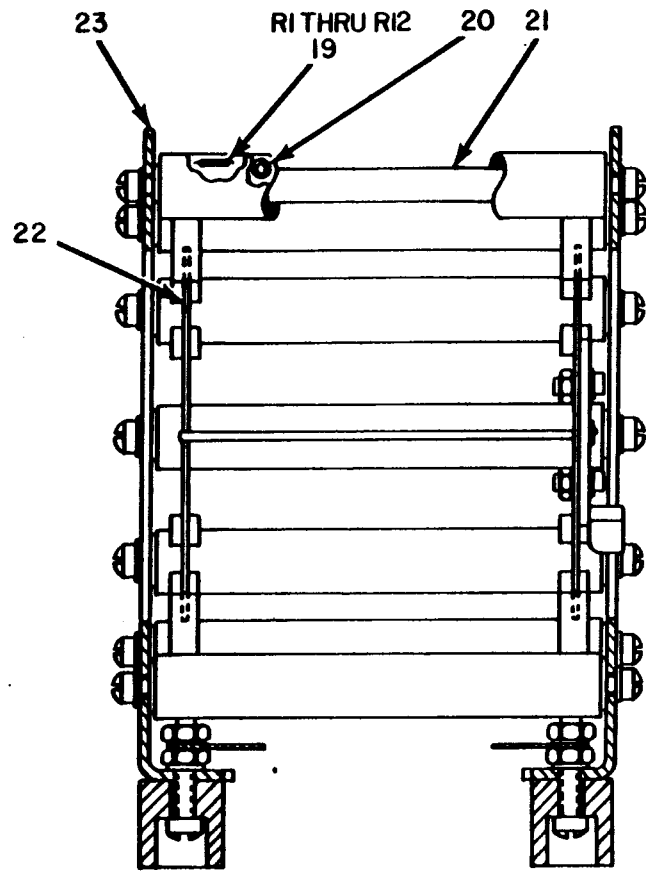


EL4CJ004

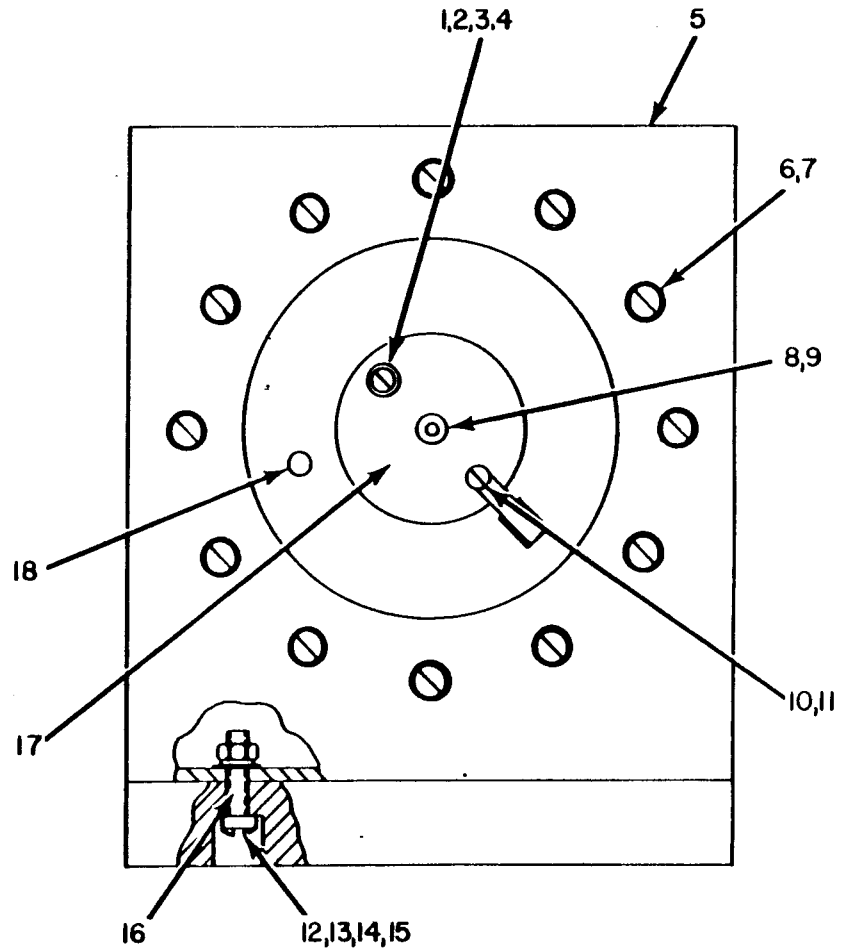
Figure 4. Standing-Wave-Ratio Power Meter ME-165/G, Front Panel Assembly.

SECTION II		(2)	(3)	(4)	(5)	(6)	(7)	(8)
(1) ILLUSTRATION						DESCRIPTION		QTY
(a) FIG NO	(b) ITEM NO	SMR CODE	NATIONAL STOCK NUMBER	FSCM	PART NUMBER		USABLE ON CODE U/M	INC IN UNIT
4	1	XDFZZ		96906	MS13795-6	WASHER, FLAT	EA	5
4	2	XDFZZ		80063	SMB349724	SPACER, SLEEVE	EA	1
4	3	PAHZZ	5910-00-998-9026	81349	CM558390JN3	CAPACITOR, FIXED, MIC USED ON ORDER NO 3219-PP-59 AND 3241-PP-59 REF DES WILL BE C1	EA	1
4	3	XDHZZ		81349	CM55BK390J03	CAPACITOR, FXD, MICA USED ON ALL ORDERS PRIOR TO NC 3219-PP-59 REF DES WILL BE C8	EA	1
4	4	XDHZZ		80063	SMD349721-7	TERMINAL LUG	EA	2
4	5	XOFZZ	5305-00-984-4992	96906	MS35206-232	SCREW, MACHINE	EA	1
4	6	XOFZZ	5310-00-184-8977	96906	MS35338-98	WASHER, LOCK	EA	2
4	7	XDFZZ	5310-00-934-9747	96906	MS35649-262	NUT, PLAIN, HEXAGO	EA	3
4	8	XOFZZ	5970-00-178-1152	81349	NL522W01-008	INSULATOR, STANDO	EA	2
4	9	XDHZZ	5305-00-059-8249	96906	MS35231-27	SCREW, MACHINE	EA	10
4	10	XOFZZ	5310-00-045-4007	96906	MS35338-41	WASHER, LOCK	EA	10
4	11	XOFZZ		80063	SMB349740	BRACKET, CAP MTG	EA	1
4	12	XDFZZ	5940-00-050-2308	96906	MS35431-3	TERMINAL, LUG	EA	1
4	13	ZDFZZ		80063	SMD349721-21	NUT, PLAIN, HEXAGON	EA	1
4	14	XDFZZ	5310-00-022-8834	96906	MS35333-91	WASHER, LOCK	EA	1
4	15	XDFZZ		80063	SMB349736	BRACKET, MOUNTING, RP	EA	1
4	16	XDFZZ	5310-00-584-5272	96906	MS35338-10	WASHER, LOCK	EA	3
4	17	XDFZZ		96906	MS35231-12	SCREW, MACHINE	EA	3
4	18	XDFZZ		80063	SMB349738	BRACKET, MOUNTING, LH	EA	1

12



SIDE VIEW



FRONT VIEW

EL4CJ005

TM 11-6625-333-24P

Figure 5. Turret Assembly.

SECTION II (1) ILLUSTRATION		(2)	(3)	(4)	(5)	(6) DESCRIPTION	(7)	(8) QTY INC IN UNIT
(a) FIG NO	(b) ITEM NO	SMR CODE	NATIONAL STOCK NUMBER	FSCM	FART NUMBER		USABLE ON CODE U/M	
GROUP 0102 TURRET ASSEMBLY								
5	1	XDFZZ	5305-00-889-2997	96906	MS35206-215	SCREW,MACHINE	EA	2
5	2	XDFZZ	5310-00-193-7618	96906	MS15795-3	WASHER,FLAT	EA	1
5	3	XDFZZ	5310-00-045-3299	96906	MS35338-4	WASHER,LOCK	EA	2
5	4	XDFZZ	5310-00-193-7577	96906	MS35333-36	WASHER,LOCK	EA	1
5	5	XDFZZ		80063	SMC349730-1	BRACKET,TURRET	EA	1
5	6	XDFZZ	5305-00-614-0270	96906	MS35263-44	SCREW,MACHINE	EA	24
5	7	XDFZZ	5310-00-543-2410	96906	MS35338-40	WASHER,LOCK	EA	24
5	8	XDFZZ		57771	A1226	EYELET,METALLIC	EA	1
5	9	XDFZZ		80063	SMD349729-1	WIRE,ELECTRICAL	FT	V
5	10	XDFZZ	5310-00-934-9739	96906	MS35649-41	NUT,PLAIN,HEXAGO	EA	2
5	11	XDFZZ	5305-00-993-1848	96906	MS35207-265	SCREW,MACHINE	EA	2
5	12	XDFZZ	5305-00-993-1851	96906	MS35207-267	SCREW,MACHINE	EA	2
5	13	PAHZZ	5310-00-809-8546	96906	MS15795-8	WASHER,FLAT	EA	4
5	14	XDFZZ	5310-00-934-9758	96906	MS35649-202	NUT,PLAIN,HEXAGO	EA	4
5	15	XDFZZ	5310-00-045-3296	96906	MS35338-43	WASHER,LOCK	EA	6
5	16	XDFZZ		80063	SMB349731	SPACER,BLOCK	EA	2
5	17	XDFZZ		80063	SMB349732	INSULATOR,DISK	EA	1
5	18	XDHZZ		80063	SM-B-349733-1	CONTACT,ELECTRICAL	EA	1
5	19	XDFZZ	5905-00-683-2198	80063	SMB349735	RESISTOR,FIXED,W	EA	12
5	20	XDFZZ		80063	SMD349729-6	WASHER,SPRING	EA	24
5	21	XDFZZ		80063	SMB349734	SPACER,SLEEVE	EA	12
5	22	XDHZZ		80063	SM-D-349733-2	CONTACT,ELECTRICAL	EA	1
5	23	XDFZZ		80063	SMC349730-2	BRACKET,TURRET	EA	1

NATIONAL STOCK NUMBER AND PART NUMBER INDEX					
STOCK NUMBER	FIGURE NO.	ITEM NO.	STOCK NUMBER	FIGURE NO.	ITEM NO.
5310-00-022-8834	4	14	5905-00-681-8657	3	17
5310-00-045-3296	5	15	5905-00-683-2198	5	19
5310-00-045-3299	5	3	5930-00-685-9937	2	6
5310-00-045-4007	3	8	5905-00-685-9939	3	5
5310-00-045-4007	4	10	5905-00-717-3339	3	3
5940-00-050-2308	3	9	5905-00-717-3339	3	3
5940-00-050-2308	4	12	5905-00-779-8376	3	15
5305-00-059-8249	4	9	5905-00-779-8376	3	15
5310-00-080-8495	1	14	5310-00-809-8546	5	13
5305-00-082-6721	1	15	5910-00-822-5682	2	5
5910-00-138-1681	2	5	5910-00-822-5682	3	16
5910-00-138-1681	2	5	5910-00-822-5682	2	16
5355-00-168-3106	1	18	5310-00-880-5976	2	3
5970-00-178-1152	4	8	5310-00-880-5978	1	8
5310-00-184-8977	4	6	5905-00-882-0070	3	1
5905-00-193-5186	3	18	5905-00-882-0070	3	1
5310-00-193-7577	5	4	5305-00-889-2997	5	1
5310-00-193-7618	5	2	5905-00-900-3559	3	20
5305-00-207-7465	1	11	5905-00-900-3559	3	20
5310-00-261-8278	1	24	5310-00-903-5966	1	17
5940-00-296-5946	3	4	5310-00-934-9739	1	10
5935-00-331-3580	1	13	5310-00-934-9739	5	10
5905-00-542-8052	2	8	5310-00-934-9747	1	1
5310-00-543-2410	1	12	5310-00-934-9747	3	7
5310-00-543-2410	2	4	5310-00-934-9747	4	7
5310-00-543-2410	5	7	5310-00-934-9758	5	14
5310-00-543-2740	1	16	5305-00-984-4992	4	5
5305-00-576-7679	3	10	5305-00-984-6192	1	7
5310-00-584-5272	4	16	5910-00-984-8373	3	6
5305-00-614-0270	5	6	5305-00-993-1848	5	11
5961-00-669-6884	3	13	5305-00-993-1851	5	12
5910-00-676-7547	3	14	5910-00-998-9026	4	3
6625-00-678-9669	1	3			

FSCM	PART NUMBER	FIGURE NO.	ITEM NO.	FSCM	FIGURE PART NUMBER NO.	ITEM NO.
57771	A1226	5	8	96906	MS35649-26 1	1
81349	CK62BX102K	2	5	96906	MS35649-26 3	7
81349	CK62BX102K	3	16	96906	MS35649-26 4	7
81349	CK62BX102M	2	5	96906	MS35649-41 1	10
81349	CM15FD101GP3	33	6	96906	MS35649-41 5	10
81349	CM55BK390J03	4	3	96906	MS51957-81 1	15
81349	CM55B390JN3	4	3	96906	MS51971-1 1	17
81349	JAN1N277	3	13	81349	NL522W01-C 4	8
81349	JAN1N69A	3	13	71590	PA279-1694 2	6
96906	MS13795-6	4	1	81349	RL20S510J 3	3
96906	MS15795-3	5	2	81349	RL20S562J 3	1
96906	MS15795-8	5	13	81349	RL20S122J 3	15
96906	MS15795-806	2	3	81349	RL20S271J 3	20
96906	MS15795-807	1	8	81349	RL20S510J 3	3
96906	MS35206-215	5	1	81349	RL2051224 3	15
96906	MS35206-232	4	5	81349	RL205271J 3	20
96906	MS35206-244	1	7	81349	RL205562J 3	1
96906	MS35207-265	5	11	81349	RV4NATSB2E 2	8
96906	MS35207-267	5	12	81349	RV4NAYS2E 2	8
96906	MS35214-14	1	11	81349	RV4NAYS1C 3	17
96906	MS35231-12	4	17	80063	SM-B-34973 5	18
96906	MS35231-14	2	2	80063	SM-B-34974 2	7
96906	MS35231-27	4	9	80063	SM-D-34972 1	5
96906	MS35231-28	3	10	80063	SM-D-34972 1	9
96906	MS35263-44	5	6	80063	SM-D-34972 1	18
96906	MS35321-31	1	2	80063	SM-D-34972 3	5
96906	MS35333-36	5	4	80063	SM-D-34972 2	1
96906	MS35333-74	1	16	80063	SM-D-34973 5	22
96906	MS35333-91	4	14	80063	SMB349724 4	2
96906	MS35338-10	4	16	80063	SMB349725 1	22
96906	MS35338-100	1	24	80063	SMB349726 1	20
96906	MS35338-4	5	3	80063	SMB349727 1	21
96906	MS35338-40	1	12	80063	SMB349728 1	3
96906	MS35338-40	2	4	80063	SMB349731 5	16
96906	MS35338-40	5	7	80063	SMB349732 5	17
96906	MS35338-41	3	8	80063	SMB349734 5	21
96906	MS35338-41	4	10	80063	SMB349735 5	19
96906	MS35338-43	5	15	80063	SMB349736 4	15
96906	MS35338-98	4	6	80063	SMB349738 4	18
96906	MS35425-39	1	14	80063	SMB349740 4	11
96906	MS35431-3	3	9	80063	SMB349741-3	19
96906	MS35431-3	4	12	80063	SMB349741-3	12
96906	MS35649-202	5	14	80063	SMB349742 3	2

NATIONAL STOCK NUMBER AND PART NUMBER INDEX

FSCM	PART NUMBER	FIGURE NO.	ITEM NO.	FSCM	PART NUMBER	FIGURE NO.	ITEM NO.
80063	SMC349730-1	5	5	80063	SMD349743	1	4
80063	SMC349730-2	5	23	81350	OG-588/U	1	13
80063	SMD349721-10	1	19	73899	VC13GB	3	14
80063	SMD349721-19	1	23	71729	X2090BG	3	11
80063	SMD349721-21	4	13	56289	10N1T4K	3	18
80063	SMD349721-7	4	4	72512	1470C	1	18
80063	SMD349722	1	6	56289	25N1T1200	3	5
80063	SMD349729-1	5	9				
80063	SMD349729-6	5	20	81312	750	3	4

RECOMMENDED CHANGES TO EQUIPMENT TECHNICAL PUBLICATIONS



SOMETHING WRONG WITH THIS PUBLICATION?

THEN... JOT DOWN THE DOPE ABOUT IT ON THIS FORM. CAREFULLY TEAR IT OUT, FOLD IT AND DROP IT IN THE MAIL!

FROM: (PRINT YOUR UNIT'S COMPLETE ADDRESS)

Commander
Stateside Army Depot
ATTN: AMSTA-US
Stateside, N.J. 07703

DATE SENT

10 July 1975

PUBLICATION NUMBER

TM 11-5840-340-20P

PUBLICATION DATE

23 Jan 78

PUBLICATION TITLE

Radar Set AN/PRC-76

BE EXACT. PIN-POINT WHERE IT IS

PAGE NO	PARA-GRAPH	FIGURE NO	TABLE NO
33			
44		19	
45			

IN THIS SPACE TELL WHAT IS WRONG AND WHAT SHOULD BE DONE ABOUT IT:

For item 2, change the NSN to read: 5835-00-134-9186.
Reason: Accuracy.

Identify the cover on the junction box (item no. 5).
Reason: It is a separate item and is not called out on figure 19.

Add the cover of the junction box as an item in the listing for figure 19.
Reason: Same as above

SAMPLE

PRINTED NAME, GRADE OR TITLE AND TELEPHONE NUMBER

SSG I. M. DeSpirit of 999-1776

SIGN HERE

I. M. DeSpirit

DA FORM 2028-2
1 JUL 79

PREVIOUS EDITIONS ARE OBSOLETE.

P.S. --IF YOUR OUTFIT WANTS TO KNOW ABOUT YOUR RECOMMENDATION MAKE A CARBON COPY OF THIS AND GIVE IT TO YOUR HEADQUARTERS

RECOMMENDED CHANGES TO EQUIPMENT TECHNICAL PUBLICATIONS



SOMETHING WRONG WITH THIS PUBLICATION?

THEN JOT DOWN THE DOPE ABOUT IT ON THIS FORM. CAREFULLY TEAR IT OUT. FOLD IT AND DROP IT IN THE MAIL.

FROM (PRINT YOUR UNIT'S COMPLETE ADDRESS)

DATE SENT

PUBLICATION NUMBER

TM 11-6625-333-24P

PUBLICATION DATE

24 AUG 1981

PUBLICATION TITLE

Standing-Wave-Ratio Power Meter
ME-165/G

BE EXACT PIN-POINT WHERE IT IS

PAGE NO	PARA-GRAPH	FIGURE NO	TABLE NO

IN THIS SPACE TELL WHAT IS WRONG AND WHAT SHOULD BE DONE ABOUT IT:

U.S. GOVERNMENT PRINTING OFFICE

PRINTED NAME GRADE OR TITLE AND TELEPHONE NUMBER

SIGN HERE

DA FORM 2028-2
1 JUL 79

PREVIOUS EDITIONS ARE OBSOLETE

P.S. IF YOUR OUTFIT WANTS TO KNOW ABOUT YOUR RECOMMENDATION MAKE A CARBON COPY OF THIS AND GIVE IT TO YOUR HEADQUARTERS

FILL IN YOUR
UNIT'S ADDRESS

FOLD BACK

DEPARTMENT OF THE ARMY

OFFICIAL BUSINESS
PENALTY FOR PRIVATE USE \$300

Commander
US Army Communications and
Electronics Materiel Readiness Command
ATTN: DRSEL-ME-MQ
Fort Monmouth, New Jersey 07703

TEAR ALONG PERFORATED LINE

FILL IN YOUR
UNIT'S ADDRESS

FOLD BACK

DEPARTMENT OF THE ARMY

OFFICIAL BUSINESS
PENALTY FOR PRIVATE USE \$300

Commander
US Army Communications and
Electronics Materiel Readiness Command
ATTN: DRSEL-ME-MQ
Fort Monmouth, New Jersey 07703

TEAR ALONG PERFORATED LINE

FILL IN YOUR
UNIT'S ADDRESS

FOLD BACK

DEPARTMENT OF THE ARMY

OFFICIAL BUSINESS
PENALTY FOR PRIVATE USE \$300

Commander
US Army Communications and
Electronics Materiel Readiness Command
ATTN: DRSEL-ME-MQ
Fort Monmouth, New Jersey 07703

TEAR ALONG PERFORATED LINE

By Order of the Secretary of the Army:

E. C. MEYER
General, United States Army
Chief of Staff

Official:

ROBERT M. JOYCE
Brigadier General, United States Army
The Adjutant General

DISTRIBUTION:

To be distributed in accordance with DA Form 12-51, Organizational maintenance requirements for AN/GRC-26 and AN/GRG-41.

P/N 033058-000